

### ARDEX FL™ Rapid Set Flexible Sanded Grout Coverage Chart

Grout Joint Size - Square Feet (25 lb. bag)

Tile Size	1/16" 0.0625	1/8" 0.125	3/16" 0.188	1/4" 0.25	5/16" 0.313	3/8" 0.375	1/2" 0.5
1" x 1" x 1/4"	92.0	47.5	32.7	25.5	21.1	18.3	14.9
2" x 2" x 1/4"	181.1	92.0	62.2	47.5	38.6	32.8	25.5
2" x 2" x 3/8"	120.7	61.3	41.4	31.7	25.7	21.9	17.0
4-1/4" x 4-1/4" x 5/16"	304.7	153.5	102.8	77.9	62.7	52.7	40.2
4" x 8" x 1/2"	238.9	120.1	80.3	60.7	48.7	40.9	31.0
6" x 6" x 1/2"	268.7	135.1	90.3	68.3	54.8	46.0	34.9
8" x 8" x 3/8"	477.1	239.5	159.9	120.7	96.8	81.1	61.3
12" x 12" x 3/8"	714.8	358.3	238.9	180.1	144.2	120.7	91.0
13" x 13" x 3/8"	774.2	388.0	258.6	194.9	156.1	130.6	98.4
16" x 16" x 3/8"	952.4	477.1	317.9	239.5	191.7	160.3	120.7
18" x 18" x 3/8"	1071.2	536.5	357.4	269.2	215.4	180.1	135.5
24" x 24" x 3/8"	1427.6	714.8	475.9	358.3	286.6	239.5	180.1

### ARDEX FH™ Sanded Floor & Wall Grout Coverage Chart

Grout Joint Size - Square Feet (25 lb. bag)

Tile Size	1/16" 0.0625	1/8" 0.125	3/16" 0.188	1/4" 0.25
1" x 1" x 1/4"	99.1	51.2	35.2	27.4
2" x 2" x 1/4"	195.0	99.1	67.0	51.2
2" x 2" x 3/8"	130.0	66.1	44.7	34.1
4-1/4" x 4-1/4" x 5/16"	328.3	165.4	110.8	83.9
4" x 8" x 1/2"	257.3	129.3	86.5	65.4
6" x 6" x 1/2"	289.5	145.5	97.3	73.5
8" x 8" x 3/8"	514.0	258.0	172.2	130.0
12" x 12" x 3/8"	770.0	386.0	257.3	194.0
13" x 13" x 3/8"	834.0	418.0	278.6	210.0
16" x 16" x 3/8"	1026.0	514.0	342.4	258.0
18" x 18" x 3/8"	1154.0	578.0	385.0	290.0
24" x 24" x 3/8"	1538.0	770.0	512.6	386.0

### ARDEX WA™ High Performance, 100% Solids Epoxy Grout and Adhesive Coverage Chart

Grout Joint Size - Square Feet (8.8 lb. unit)

Tile Size	1/16" 0.0625	1/8" 0.125	3/16" 0.188	1/4" 0.25	5/16" 0.313	3/8" 0.375	7/16" 0.4375	1/2" 0.5
1" x 1" x 1/4"	35.2	18.2	12.5	9.7	8.1	7	6.2	5.7
2" x 2" x 1/4"	69.3	35.2	23.8	18.2	14.8	12.5	10.9	9.7
2" x 2" x 3/8"	46.2	23.5	15.9	12.1	9.9	8.4	7.3	6.5
4-1/4" x 4-1/4" x 5/16"	116.7	58.8	39.4	29.8	24	20.2	17.4	15.4
4" x 8" x 1/2"	91.4	46	30.7	23.2	18.6	15.6	13.5	11.9
6" x 6" x 1/2"	102.9	51.7	34.6	26.1	21	17.6	15.2	13.3
8" x 8" x 3/8"	182.6	91.7	61.2	46.2	37.1	31	26.7	23.5
12" x 12" x 3/8"	273.6	137.2	91.4	68.9	55.2	46.2	39.7	34.8
12" x 24" x 3/8"	366.1	184.1	123.5	93.2	75	62.9	54.2	47.7
13" x 13" x 3/8"	296.3	148.5	99	74.6	59.8	50	42.9	37.7
16" x 16" x 3/8"	364.6	182.6	121.7	91.7	73.4	61.4	52.6	46.2
18" x 18" x 3/8"	410	205.4	136.8	103	82.5	68.9	59.1	51.9
24" x 24" x 3/8"	546.5	273.6	182.2	137.2	109.7	91.7	78.6	68.9

### ARDEX FG-C™ MICROTEC® Unsanded Floor & Wall Grout Coverage Chart

Grout Joint Size - Square Feet (25 lb. bag)

Tile Size	1/16" 0.0625	1/8" 0.125	3/16" 0.188	1/4" 0.25
1" x 1" x 1/4"	97.3	50.3	34.6	26.9
2" x 2" x 1/4"	191.4	97.3	65.7	50.3
4-1/4" x 4-1/4" x 5/16"	322.2	162.3	108.7	82.4
4" x 8" x 1/2"	252.6	127.0	84.9	64.2
6" x 6" x 1/2"	284.1	142.8	95.5	72.2
8" x 8" x 3/8"	504.5	253.2	169.0	127.6
12" x 12" x 3/8"	755.7	378.9	252.6	190.4
13" x 13" x 3/8"	818.6	410.3	273.5	206.1
16" x 16" x 3/8"	1007.0	504.5	336.1	253.2
18" x 18" x 3/8"	1132.6	567.3	377.9	284.6
24" x 24" x 3/8"	1509.5	755.7	503.2	378.9

Coverage may vary based on jobsite conditions and installation method. Please refer to individual product technical data sheets at [www.ardexamericas.com](http://www.ardexamericas.com)



tile & stone  
Installation Systems

ARDEX GROUT COLOR PALETTES

NATURAL COLOR STRONG FINISH



URBAN Palette



LAKESIDE Palette



CANYON Palette



SUMMIT Palette



SHORE Palette



AB218 01/2021

For easy-to-use ARDEX Product Calculators and Product Information On the Go, download the ARDEX App at the iTunes Store or the Google Play Store.










[www.ardexamericas.com](http://www.ardexamericas.com)











**URBAN Palette**

**\*New colors available  
April 1, 2021**

-  Sugar Cookie 03
-  Dove Gray 18
-  Stone Beach 13
-  Silver Shimmer 19
-  Dark Walnut 48\*
-  Cast Iron 22
-  Black Licorice 24

**CANYON Palette**

-  Desert Sand 37\*
-  Sahara Drift 38\*
-  Caraway 39\*
-  Kodiak Brown 47\*
-  Coffee Bean 17
-  Gray Dusk 15
-  Molasses 49\*
-  Baked Terra Cotta 32

**ARDEX FL™**  
Rapid Set, Flexible Sanded Grout

A highly versatile, rapid-setting sanded grout with a revolutionary creamy consistency that is extremely easy to apply. Ideal for residential and commercial interior and exterior floor and walls, including swimming pools, fountains and showers.

- Grout joints 1/16" to 1/2" (1.5 mm - 12 mm)
- Extremely easy to apply and clean
- Open to traffic in just 90 minutes

**Meets or exceeds ANSI 118.7 • ISO Classification: CG 2 WA**

**ARDEX WA™**  
High Performance, 100% Solids Epoxy  
Grout and Adhesive

A solvent-free, two-component epoxy grout and adhesive that is very easy to apply and clean. Particularly suited for tile installations in swimming pools, hot tubs, showers, food processing facilities, industrial areas, hospitals and any installation requiring high standards of hygiene and chemical resistance.

- Grout joints up to 1/2" (12 mm)
- Use for setting all types of tile and stone
- Submerged applications (swimming pools, hot tubs, showers) in just 7 days

**Meets or exceeds ANSI 118.3 • ISO Classification: ISO 13007 RG  
ISO Classification: 13007 R2T**

**ARDEX FG-C™ MICROTEC®**  
Unsanded Floor & Wall Grout

A high performance, Portland cement-based, unsanded grout with a creamy, smooth, easy-to-use consistency that delivers full, strong and aesthetically appealing grout joints with an ultra-smooth finish. Ideal for interior and exterior floors and walls.

- Grout joints up to 1/4" (6 mm); Porcelain tile joints up to 1/8" (3 mm)
- Excellent bond and shear strength
- Highly flexible & crack resistant

**Meets or exceeds ANSI 118.7 • ISO Classification: CG 2 A**

**ARDEX FH™**  
Sanded Floor and Wall Grout

An ideal, everyday, polymer-modified cement-based grout suitable for use with porcelain, glass, quarry, ceramic and most natural stone tiles.








- Grout joints 1/16" to 3/4" (1.5mm-19mm)
- Very easy to apply and clean
- Interior and exterior floor and wall applications

**Meets or exceeds ANSI 118.6 • ISO Classification: CG 2 A**








**LAKESIDE Palette**

-  Misty Blue 50\*
-  Glacier Ice 41\*
-  Raw Steel 44\*
-  Slate Gray 21
-  Gunmetal 45\*
-  Charcoal Dust 23
-  Azure Blue 27

**SUMMIT Palette**

-  Brilliant White 35
-  Polar White 01
-  Fresh Lily 02
-  Irish Crème 10
-  Smoke 42\*
-  Battleship 43\*
-  Stormy Mist 25

**SHORE Palette**

-  Natural Bone 36\*
-  Antique Ivory 04
-  Natural Almond 09
-  Vintage Linen 08
-  Mocha Latte 40\*
-  Apple Butter 46\*
-  Ground Cocoa 16

Due to variations in printing processes, colors are approximate. Please refer to ARDEX Grout Kits for more accurate color comparisons. Types of tile, substrate and installation environment may cause color variation.